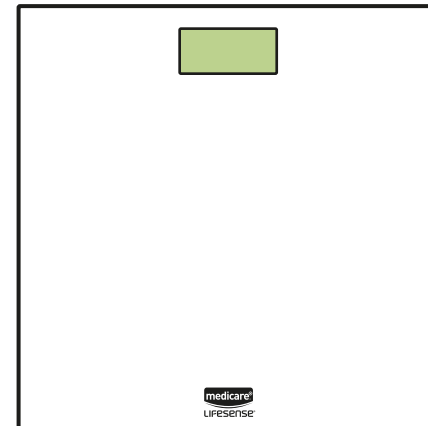


CE  
Version 1.0



# User Manual

Personal Digital Scales



- Please read the user manual carefully and thoroughly so as to ensure the safe usage of this product, and keep the manual well for your further reference in case you have problems.



FLEMING MEDICAL LTD  
21/F, Chinachem Tower,  
34-37 Connaught Road Central,  
HONG KONG



FLEMING MEDICAL LTD  
Limerick, V94 K6W4, Ireland  
1800 307777 (IRE) 0800 7314315 (UK)  
WWW.FLEMINGMEDICAL.IE

Rev:29072019

## Table of Contents

### Safety Information

Safety and Usage Information .....	2
Your Scale and Its Environment .....	2
Efficient Use of Your Scale .....	3

### Overview

Device Components .....	4
Function Indication.....	4
Contents List.....	4
LCD Display.....	5

### Initial Start-Up

Insert the Battery .....	6
--------------------------	---

### Start Measuring

Select Measurement Unit .....	7
Initialising Your Scale .....	8
Start Measuring .....	8

### Troubleshooting

Error Prompt .....	9
--------------------	---






Specifications .....	10
----------------------	----

Maintenance .....	11
-------------------	----

Warranty .....	11
----------------	----

## ♥ Safety and Usage Information

The warning signs and symbols are essential to ensure your correct and safe use of this product and protect you and others from injury. Please kindly find the meanings of the warning signs and symbols, which you may encounter in the label and user manual, as follows:

	Symbol for "THE OPERATION GUIDE MUST BE READ"		Symbol for "COMPLIES WITH EU REQUIREMENTS"
	Symbol for "MANUFACTURER"		Symbol for "ENVIRONMENT PROTECTION – Waste electrical products should not be disposed of with household waste. Please recycle where facilities exist. Check with your local authority or retailer for recycling advice"
	Symbol for "DIRECT CURRENT"		

## ♥ Your Scale and Its Environment

**To ensure your safety as well as the service life of your scale, please avoid using the scale under the following circumstances:**

- Slippery floor such as tile floor
- Jumping onto the platform immediately after bath or with wet hands
- Near a cell phone or microwave oven

**Avoid storage in the following locations:**

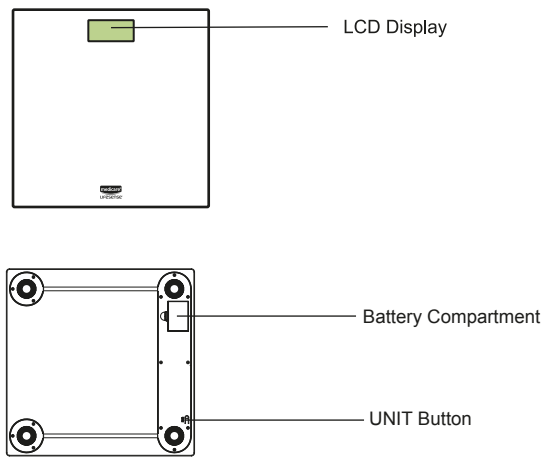
- Where there is water
- Where the device may be exposed to extreme temperatures, humidity, moisture, direct sunlight, dust, or salt air
- Where there is risk of shock or drop
- Where you store chemicals or full of corrosive gases
- Where in reach of the infants or children

## ♥ Efficient Use of Your Scale

**To ensure the accuracy of measurement, please follow below instructions when you start measurement.**

- Place the scale on a flat, hard surface. Soft surface such as carpet will affect the performance of the scale.
- Start measurement at least two hours after Getting up or Dinning.
- Avoid measurement immediately after strenuous exercise, sauna or bath, drinking, and dinning.
- Always start measurement in the same time slot and on the same scale located on the same flat, hard surface.
- In order to ensure the accuracy of weighing, when you moved the scale or haven't used the scale for a long time, please turn on the scale first, wait until it turns off, then you can stand on the platform again and measure your weight.
- When you don't use the scale, please place it stable. Do not put anything on it.

♥ Device Components




♥ Function Indication

✧ UNIT Button: Press “UNIT Button” to select desired unit in weighing mode.  
or  
Press “UNIT Button” to turn on the scale.

♥ Content List

- 1. Personal Digital Scale MD1811
- 2. One CR2032 Battery (3V)
- 3. User Manual

♥ LCD Display




kg	Kilogram
lb	Pound
st	Stone
lb	

## ♥ Insert the Battery

- Open the battery door in the back of the scale.
- Insert the battery (1 x CR2032) into the battery compartment according to the polarity indications marked inside the compartment.


\* All the digits will be shown on the LCD.



- Close the battery door and wait until the digits "0.0kg" are shown on the LCD.

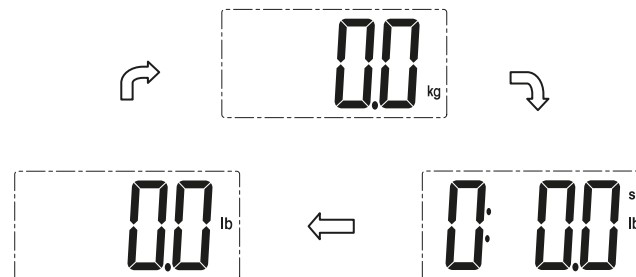


## CAUTION

- When the symbol  appears, the device will power off in four seconds. Then you shall replace with a new one battery.
- Worn batteries are hazardous waste. Do NOT dispose of them together with the household garbage. Please refer to the local ordinances and recycling instructions regarding disposal of the worn batteries.

## ♥ Select Measurement Unit

With battery correctly installed, press "UNIT" button in the back of the scale to select measurement unit. The default measurement unit is "kilogram". You may press "UNIT" button to choose among kilogram, stone and pound.



♥ Initialising Your Scale

- 1. Press the platform centre and remove your foot  
or  
Press UNIT button to turn on the scale.
- 2. “0.0” will be displayed.



- 3. The scale will switch off and is now ready for use.  
This initialisation process must be repeated if the scale is moved.  
At all other times step straight on the scale.

♥ Start Measuring

- 1. Place the scale flatly on a hard surface.
- 2. Step onto the platform and stand still until the numeral on the LCD stops blinking, then the weight is locked.



- 3. The measuring result is displayed for about 10 seconds, and then it will turn off.
- Note: If there is no operation in 10 seconds when the scale is on, it will turn off automatically.

♥ Error Prompt

Error	Description	Solution
	Overload. The device will power off.	Stop using this scale for measurement.
	Low Battery. The device will power off in four seconds.	Replace with 1xCR2032 new battery. Please purchase the authorized batteries for replacement.

## ♥ Specifications

<b>Product Name</b>	Personal Digital Scale MD1811	
<b>Dimension</b>	Scale: 300x300x19mm	
<b>Net Weight</b>	Approximately 1.52kg ( Excluding the cell)	
<b>Display</b>	Digital LCD	
<b>Measurement Unit</b>	Kilogram / Stone/ Pound	
<b>Measurement Range</b>	5kg to180kg / 0st:11lb to 28st: 5lb / 11lb to 397lb	
<b>Division</b>	0.1kg / 0.2 lb/1 lb (≥20st)	
<b>Accuracy</b>	5-50kg: ±0.3kg; 100-150kg: ±0.5kg;	50-100kg: ±0.4kg; 150-180kg: ±0.7kg;
<b>Working Environment</b>	Temperature: 5 °C to 40 °C	Humidity: 15% RH to 93% RH
<b>Storage Environment</b>	Temperature: -20 °C to 60 °C	Humidity: ≤93% RH
<b>Power Source</b>	3V (One CR2032 Battery)	
<b>Auto-ON</b>	SENSE ON technology	
<b>Auto-OFF</b>	The scale will turn off after about 10s if there is no operation.	
<b>Accessories</b>	1. One CR2032 Battery 2. User Manual	
<b>Mode of Operation</b>	Continuous Operation	

## About the Accuracy of This Product

- This product passes strict inspection before delivery and therefore its accuracy is guaranteed by the manufacturer. Please refer to the above table for the descriptions on accuracy.
- This product is specially designed for body scale as well as weight measurement. It should NOT be used by anyone during the process of transaction for verification of goods' weight.

## ♥ Maintenance

When carrying out usual maintenance, please ensure practice of the following Do's and Don'ts:

- DO use a dry soft cloth to wipe the dust.
- DO use a wet soft cloth, dipped into water and wrung out, to wipe the dirt. Then use a dry soft cloth to dry up the device.
- DON'T wash the device with water or immerse it in water.
- DON'T use propellant, abrasive or other chemicals to wipe the dirt in avoidance of discolor or malfunction.
- DON'T disassemble this device. If you have any problems, please contact FLEMING MEDICAL LTD. (Please refer to Warranty for contact information)

## ♥ Warranty

- FLEMING MEDICAL LTD. warrants its products free of defects in materials and workmanship in normal use for a period of TWO years from the date of retail purchase.
- This warranty does NOT cover damages caused by misuse or abuse, including but not limited to:
  - Failure caused by unauthorized repairs or modifications;
  - Damage caused by shock or drop during transportation;
  - Failure caused by improper operation inconsistent with the instructions stated in this user manual;
  - Malfunction or damage from failure to provide the recommended maintenance;
  - Damage caused by improper use of power supply.
- Should this device require maintenance (or replacement at our option) under warranty, please deliver the original package to FLEMING MEDICAL LTD. Please return the store receipt (with the retail purchase date) and a note with reasons to return on it as well.

FLEMING MEDICAL LTD  
 Corcanree Business Park, Dock Road, Limerick, Ireland.  
 Tel: +353 (0)61 304600  
 Website: <http://www.flemingmedical.ie>