

Instructions

Thank you for purchasing this product.

Before use, please read the instructions, the proper use of this product.

After reading, please take good care of this manual. In order to possible period of want or need.

■ Features

Voltage: AC100-220V

Power: 25W

Mist Outlet: About 250ml/hour

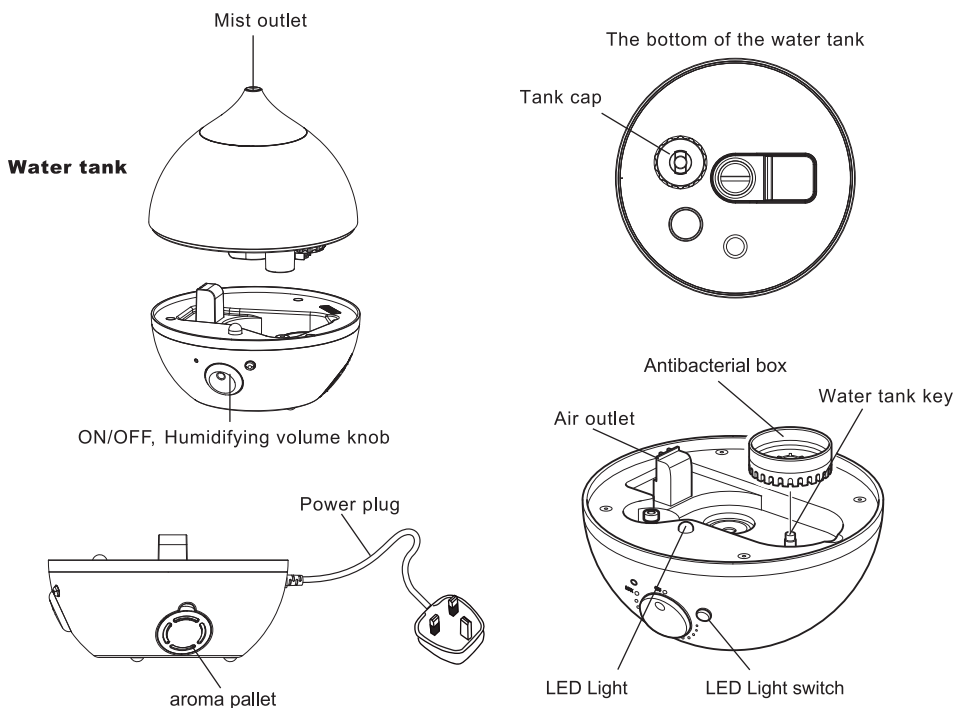
Continuous Running Times: 7hrs

Size: H216 W200 D200(mm)

Capacity: 1.7L

Cover Area: 10-25m²

Made in China

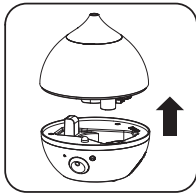


⚠ Warning

1. Please do not use the product on a high or unsafe place to prevent from product damage or accident.
2. Please replace the water in the tank every day and regularly clean the inside or the product to avoid mold and strange smells.
3. Please keep the product away from home furnishing, curtains and walls to prevent them from being discolored, dyed, or deformed.
4. Do not put the machine on a foot cloth or any other soft materials to clear the air intake and prevent from product malfunction.
5. Do not put the spray outlet towards any appliances, including but not limited to computers mobile phones to prevent other products from malfunction.
6. Please keep the product away from direct sunshine and space heaters.


How to Use

1



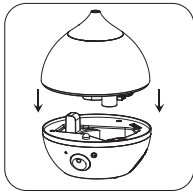
Take out the water tank.

2



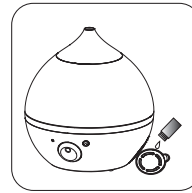
Turn the water tank up-side down, open the tank cap and fill the water to water tank.

3



Replace the water tank.

4



Add 2~3 drops of essential oil on the aroma pallet.
Plug in the power cord and turn on the switch.



Caution

1. Do not disassemble the product to avoid electric shock and fire.
2. Please put the product out of reach of children. Do not let children use the product alone to avoid any accident or injury.
3. The product is designed for specified use only, please do not use for inappropriate purpose to avoid product malfunction.
4. Do not press close against the spray outlet or sniff closely to prevent from harm to your health.
5. Do not dip the product to avoid electric shock or leakage.
6. Do not put any metal into the product to avoid abnormalities during use.
7. Do not inappropriately warp, drag or strap the power wire to prevent from electrical short circuit AC plug damage or fire.
8. If the product has been dropped or crashed, please check carefully to confirm if it is damaged, broken or out of shape. Do not use it any more if any damage is found.
9. Please keep the AC plug plugged into the power socket during use to prevent from electrical short circuit or fire.
10. Please do not plug in/out the AC plug with a wet hand to prevent from electric shock.
11. Please confirm if the power wire is in good condition before use to prevent from electrical short circuit or fire.
12. Please clean a dusty AC plug before use to prevent from electric spark.
13. Do not crush the power wire or hang a weight on it to avoid electrical short circuit or fire.
14. Please keep the product more than 2 meters away from a TV or a radio during use to prevent from noise generated.
15. Do not lean the product when injecting water into it to prevent from product malfunction.
16. Do not use the product when the water in the tank is frozen to prevent from product malfunction.
17. Please remember to plug out the AC plug after use to prevent from electrical short circuit or fire.
18. Please do not jam the spray outlet to avoid product damage or become out of shape.
19. Please keep your pets away from the product. Your pets may damage the machine and power wire and cause fire.
20. The water tank is for clear water only; do not inject the tank with overheated water to prevent from product malfunction.
21. Please remember to cut the power before putting your hand into the product to avoid any accident to prevent from product malfunction.
22. If any abnormal phenomenon or sound occurs during use, please stop using and directly cut the power immediately to avoid any accident.
23. If any abnormal smoke or smell is generated during use, please stop using and directly cut the power immediately to avoid any accident or fire.
24. Please bring the product to us if any malfunction or abnormality is found.